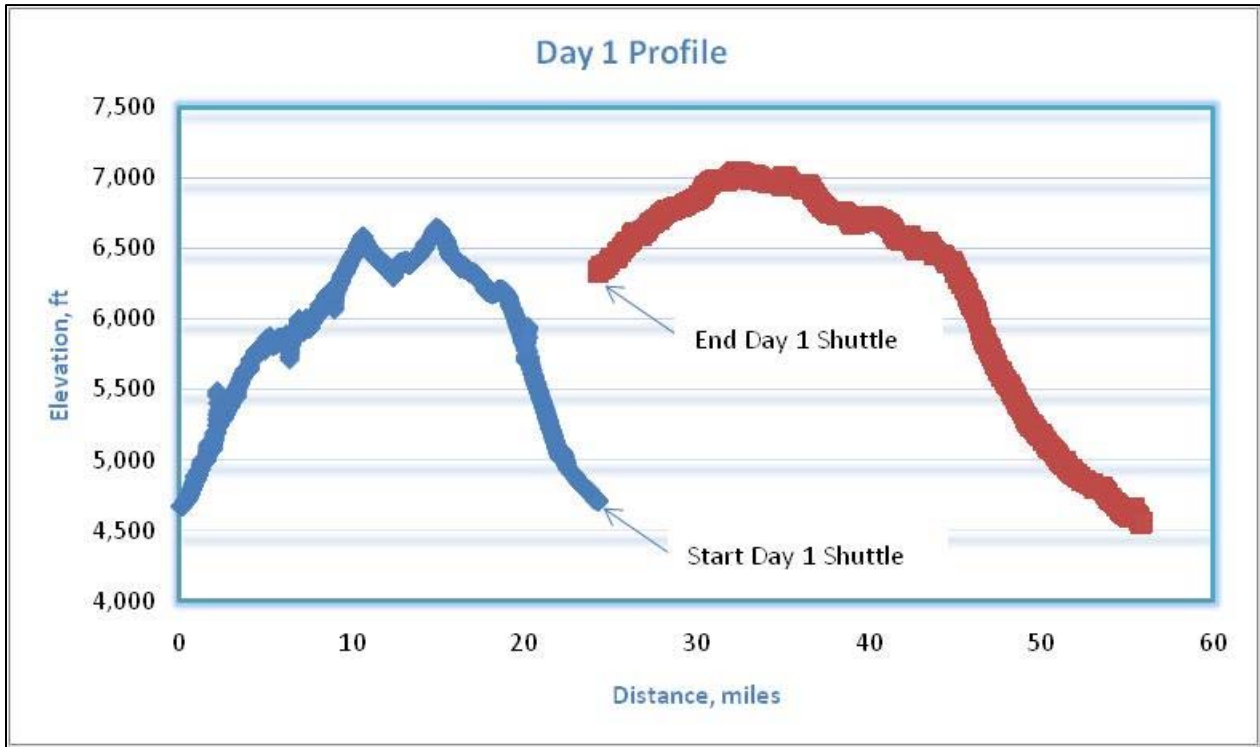


COLORADO-UTAH CANYONS ROAD CYCLING TOUR₀₀₀₀

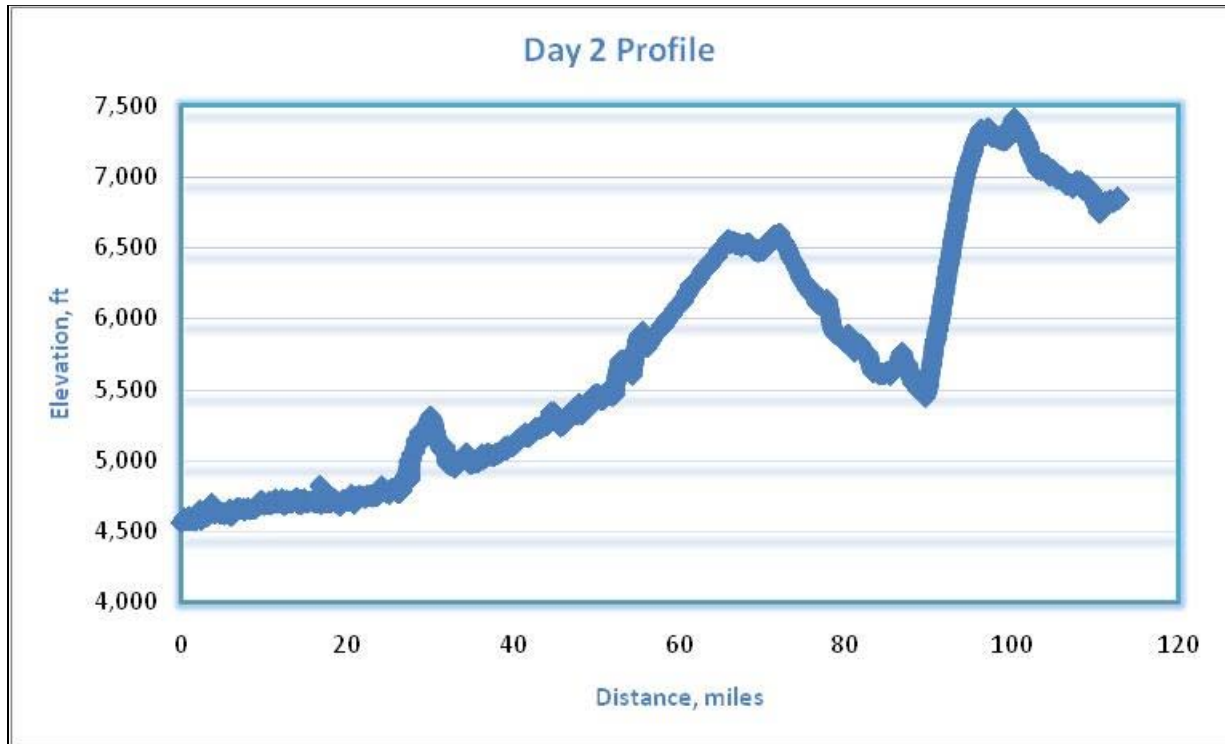
Total Ride Summary Statistics		
Total Standard Mileage	408.2	mi
<i>Lower Mileage Option</i>	299	mi
Total Elevation Gain (standard)	15630	ft
Total Elevation Loss (standard)	18550	ft

⑩ **NOTE:** The 15 passenger van that supports the tour allows for a *Lower Mileage Option* through a daily 20 to 30 mile shuttle. As a result the *Lower Mileage Option* allows for riders with varying levels of fitness to participate in this tour.

Day 1 Statistics	
Total Standard Mileage	55.9
Total Elevation Gain (standard)	3020
Total Elevation Loss (standard)	5210



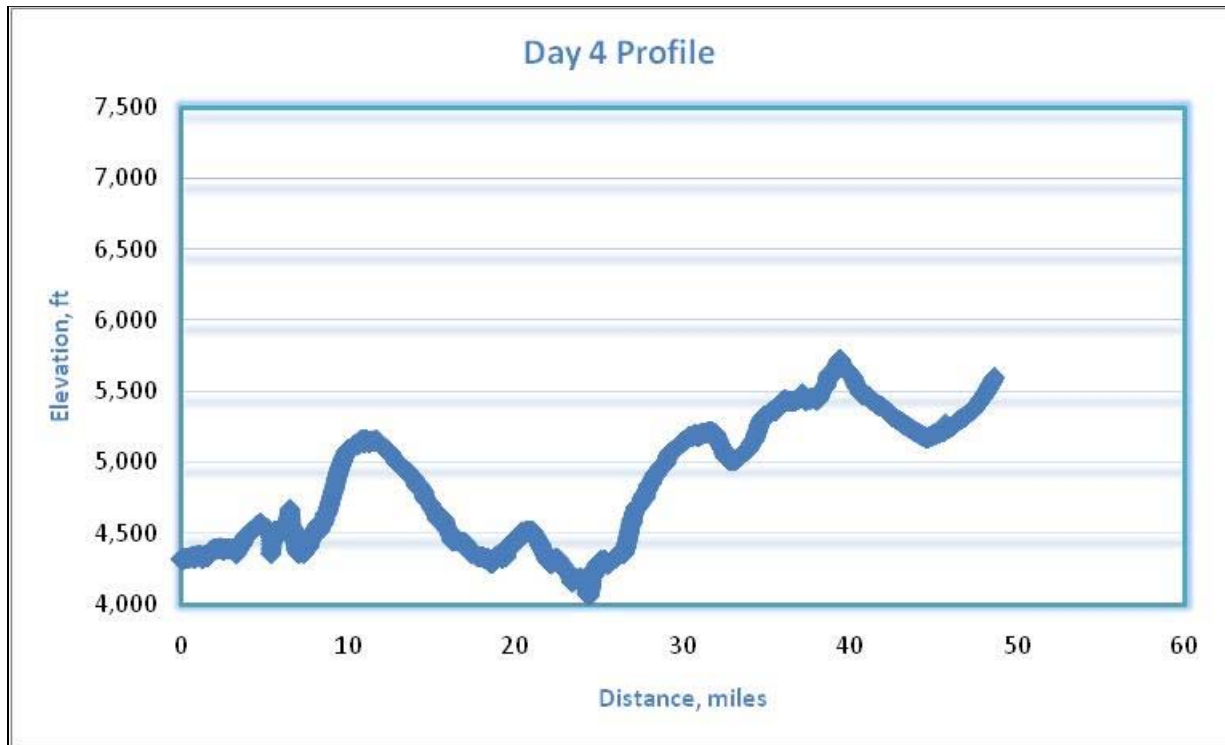
Day 2 Statistics	
Total Standard Mileage	112.9
<i>Lower Mileage Option</i>	82
Total Elevation Gain (standard)	4710
Total Elevation Loss (standard)	2750



Day 3 Statistics	
Total Standard Mileage	83.5
<i>Lower Mileage Option</i>	58
Total Elevation Gain (standard)	720
Total Elevation Loss (standard)	3000



Day 4 Statistics	
Total Standard Mileage	48.6
<i>Lower Mileage Option</i>	28
Total Elevation Gain (standard)	2940
Total Elevation Loss (standard)	1690



Day 5 Statistics	
Total Standard Mileage	107.3
<i>Lower Mileage Option</i>	75
Total Elevation Gain (standard)	4240
Total Elevation Loss (standard)	5900

